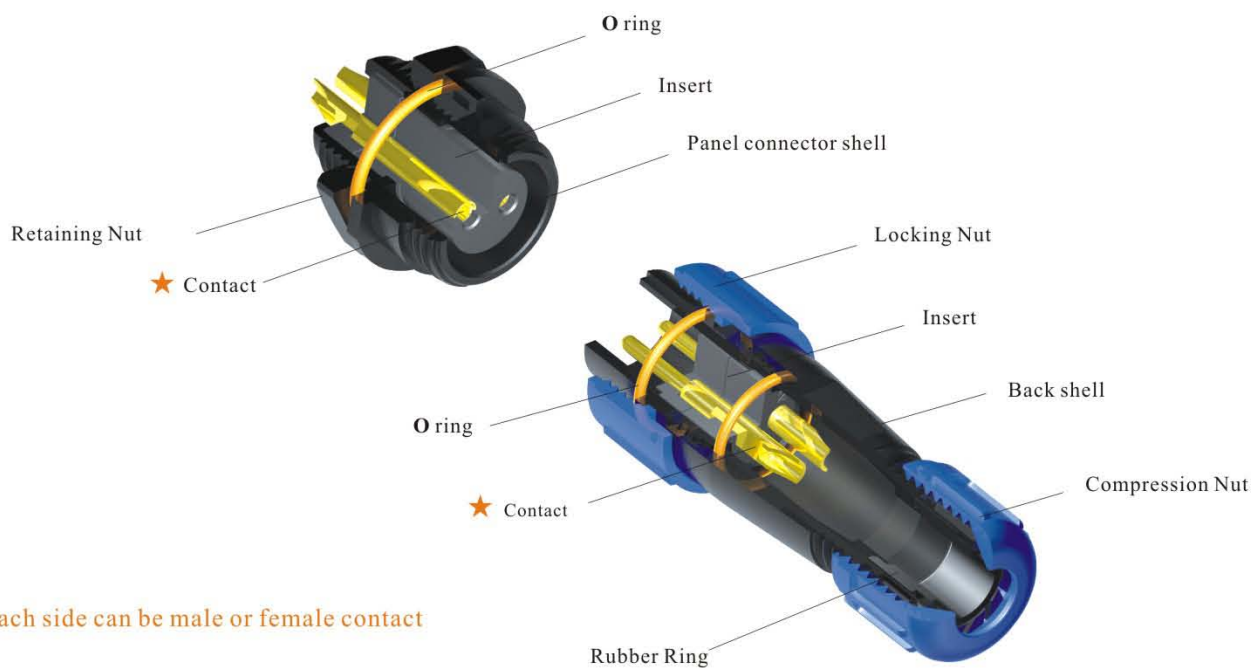


IP 68



● SP13 & SP21 IP68 Threaded coupling



★ Each side can be male or female contact

Material and spec

Coupling	Threaded coupling			
Shell material	Nylon66 , fire resistance : V-0			
Insert material	PPS max temperature 260 °C			
Contact material	Brass with gold plating			
Termination	SP13: solder		SP21: solder / screw	
Cable outer diameter range	SP13 I: 4-6.5mm	II: 5-8mm	SP21 I: 4.5-7mm	II: 7-12mm
IP rating	IP68			
Mating cycle	>500			
Temperature range	-25°C ~ +85°C			
Insulation resistance MΩ	2000			

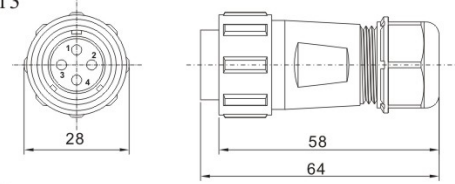
SP21 Series IP68



SP2110 / P — SP2110 / S —

Cable connector

Mate with SP2111, SP2112, SP2113



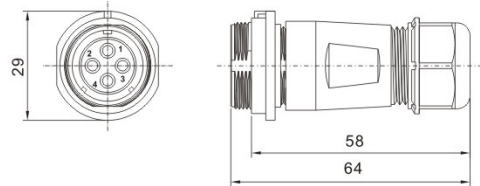
Cable outer diameter: I : 4-7mm, II : 7-12mm
Number of contact: 2. 3. 4. 5. 5B. 7. 9. 12



SP2111 / P — SP2111 / S —

In-line cable connector

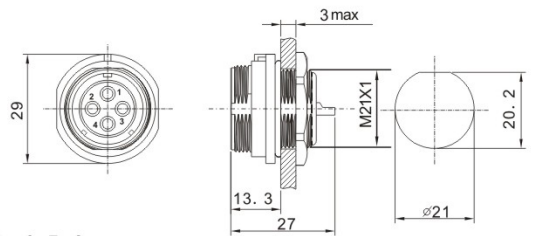
Mate with SP2110



SP2112 / P — SP2112 / S —

Rear mount

Mate with SP2110



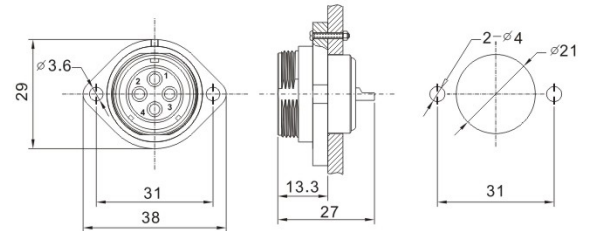
Number of contact: 2. 3. 4. 5. 5B. 6. 7. 9



SP2113 / P — SP2113 / S —

2-hole flange

Mate with SP2110



Contact arrangement and spec

Number of contact	2	3	4	5	5B	7	9	12
Male contact face view								
Rated current (A)	30A	30A	30A	30A	5A, 30A	15A	5A	5A
Contact diameter	∅ 3X2	∅ 3X3	∅ 3X4	∅ 3X5	∅ 1X3 ∅ 3X2	∅ 2X7	∅ 1X9	∅ 1X12
Termination	solder / screw	solder / screw	solder / screw	solder / screw	solder / screw	solder	solder	solder
Rated voltage (AC.V)	500V	500V	500V	500V	500V	500V	500V	400V
Test voltage(AC.V) 1 min	1500V	1500V	1500V	1500V	1500V	1500V	1500V	1200V
Contact resistance mΩ	1	1	1	1	5, 1	2.5	5	5
Wire size mm ² /AWG	≤4.17/11	≤4.17/11	≤4.17/11	≤4.17/11	≤0.785/18 ≤4.17/11	≤2/14	≤0.785/18	≤0.785/18